



Shetland Islands Council Council Tax 2010/11

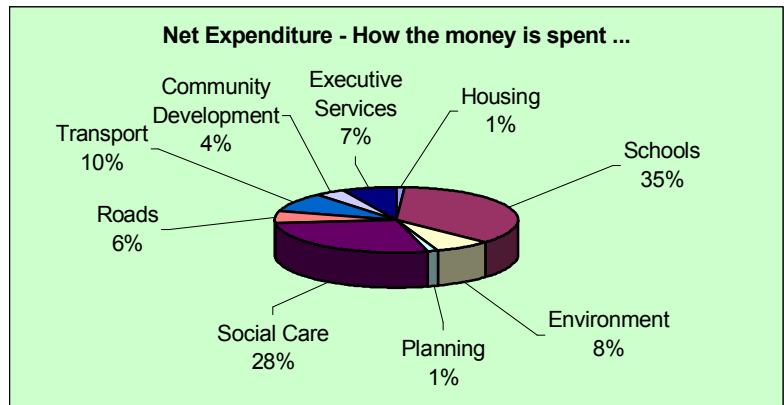
The Shetland Islands Council (SIC) plays an important part in the lives of most people in Shetland, providing a range of services that materially affect the standard of living throughout the islands. The SIC is responsible for providing the major strategic services of roads, transport, education, social care, plus housing and local amenity functions such as museums, libraries, planning and environmental services.

There is no increase in Council Tax levels in Shetland in 2010/11, they will remain at the same level as last year with Band D at £1,053 per year. Out of the SIC's total General Fund net revenue expenditure of £105,688,049 the Council Tax Payers contribute some £8,036,049 (8%).

Remember that your final bill will also include water and sewerage charges for 2010/11. Whilst these charges are collected alongside your Council Tax, they are set and administered by Scottish Water.

Shetland Islands Council Revenue Budget 2010/11

Property	Valuation Band	Weighting	Amount £
A	Up to £27,000	Disabled	585
A	Up to £27,000	6/9	702
B	£27,001 to £35,000	7/9	819
C	£35,001 to £45,000	8/9	936
D	£45,001 to £58,000	9/9	1,053
E	£58,001 to £80,000	11/9	1,287
F	£80,001 to £106,000	13/9	1,521
G	£106,001 to £212,000	15/9	1,755
H	Over £212,000	18/9	2,106

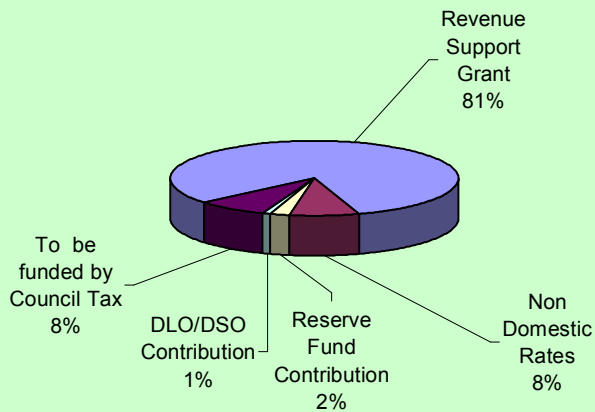


Calculation of Council Tax ...

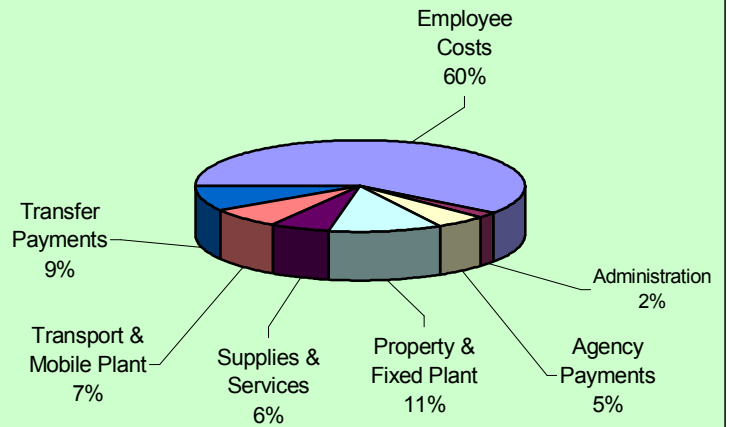
	(£000)
Gross Expenditure	126,119
Less Fees and Charges	(20,431)
Net Spending	105,688

	Net Expenditure 2010/11 £000	Capital Charges 2010/11 £000	Total Net Expenditure 2010/11 £000	Total Net Expenditure 2009/10 £000	Change from Previous Year £000	Change from Previous Year %	Band D Council Tax Equivalent £
SPENDING PER SERVICE							
Schools	40,548	1,638	42,186	38,169	4,017	11	5,528
Social Care	31,448	228	31,676	25,821	5,855	23	4,151
Housing	1,320	38	1,358	1,303	56	4	178
Community Development	4,428	116	4,544	4,518	26	1	595
Environment	8,803	1,188	9,991	8,539	1,452	17	1,309
Planning	1,376	0	1,376	1,013	363	36	180
Roads	6,410	1,468	7,878	6,138	1,740	28	1,032
Transport	11,034	2,251	13,285	14,760	(1,475)	(10)	1,741
Executive Services	8,364	36	8,400	8,348	52	1	1,101
Expected Savings across all Services	(6,724)	0	(6,724)	(3,074)	(3,650)	119	(881)
	107,007	6,963	113,970	105,535	8,436	8	14,934
Adj for Notional Capital Charges		(8,282)	(8,282)	(5,365)	(2,917)	54	(1,085)
	107,007	(1,319)	105,688	100,170	5,519	6	13,849
Financed By:							
Revenue Support Grant			(85,913)				(11,258)
Council Tax Freeze Support			(256)				(34)
Non Domestic Rates			(8,795)				(1,152)
DLO/DSO Contribution			(688)				(90)
Contribution from Balances			(2,000)				(262)
To be Funded by Council Tax			8,036				1,053

Where the money will come from ...



What the money is spent on ...



The above charts show how the net expenditure required to provide the various service costs will be financed. It should be noted that Council Tax is required to meet 8% of the Council's total expenditure.

Comparison with government provision for current expenditure in 2010/11

Per Band D Dwelling

	£
Expenditure used by Scottish Executive in Aggregated External Finance (Govt Support) Calculations	10,782
Proposed expenditure by SIC on comparable basis	13,224

Band D Council Tax

Band D Council Tax set by Shetland Islands Council 2010/11	£1,053
Band D Council Tax set by Shetland Islands Council 2009/10	£1,053
Scottish Average Band D Council Tax 2009/10	£1,149

It should be noted that these figures do not include water or sewerage charges.

Council Employees

Number of whole time staff equivalents 2010/11	2959
Number of whole time staff equivalents 2009/10	2835
Increase	124

This increase is predominantly the result of front-line staffing requirements in the Social Care Service to meet increasing client base.

Increase as % of whole time staff equivalents	4.4%
---	------

Further Information on Council Tax:

Local Taxation Office (01595) 744683