



# Shetland Islands Council Council Tax 2011/12

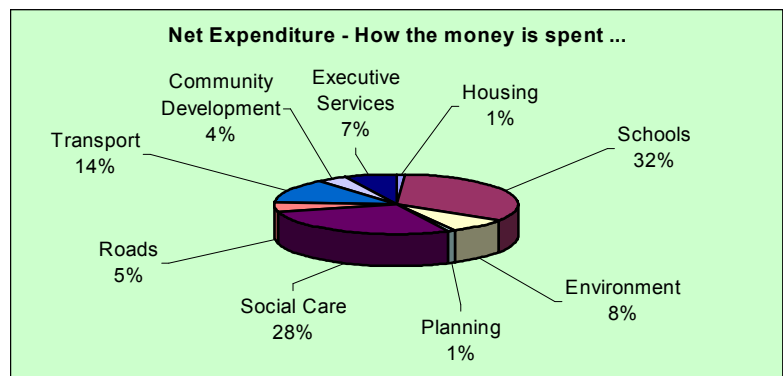
The Shetland Islands Council (SIC) plays an important part in the lives of most people in Shetland, providing a range of services that materially affect the standard of living throughout the islands. The SIC is responsible for providing the major strategic services of roads, transport, education, social care, plus housing and local amenity functions such as museums, libraries, planning and environmental services.

There is no increase in Council Tax levels in Shetland in 2011/12, they will remain at the same level as last year with Band D at £1,053 per year. Out of the SIC's total General Fund net revenue expenditure of £112,891,171 the Council Tax Payers contribute some £8,035,869 (7%).

Remember that your final bill will also include water and sewerage charges for 2011/12. Whilst these charges are collected alongside your Council Tax, they are set and administered by Scottish Water.

## Shetland Islands Council Revenue Budget 2011/12

Property	Valuation Band	Weighting	Amount £
A	Up to £27,000	Disabled	585
A	Up to £27,000	6/9	702
B	£27,001 to £35,000	7/9	819
C	£35,001 to £45,000	8/9	936
D	£45,001 to £58,000	9/9	1,053
E	£58,001 to £80,000	11/9	1,287
F	£80,001 to £106,000	13/9	1,521
G	£106,001 to £212,000	15/9	1,755
H	Over £212,000	18/9	2,106



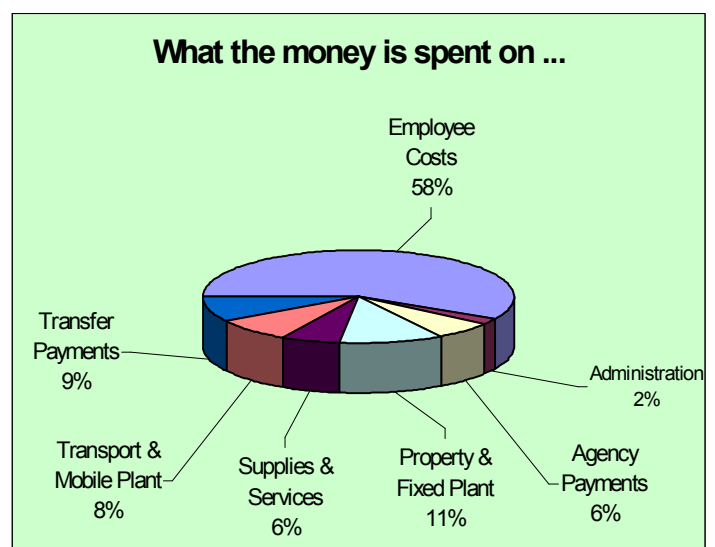
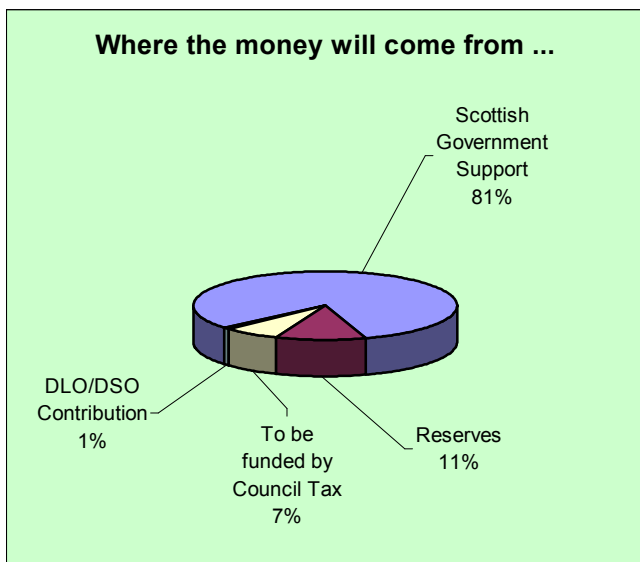
## Calculation of Council Tax ...

	(£000)
Gross Expenditure	132,870
Less Fees and Charges	(19,979)
Net Spending	112,891

	Net Expenditure 2011/12 £000	Capital Charges 2011/12 £000	Total Net Expenditure 2011/12 £000	Total Net Expenditure 2010/11 £000	Change from Previous Year £000	Change from Previous Year %	Band D Council Tax Equivalent £
<b>SPENDING PER SERVICE</b>							
Schools*	39,947	2,440	42,387	42,186	201	0	5,554
Social Care	33,494	296	33,790	31,676	2,114	7	4,428
Housing	1,215	32	1,247	1,358	(111)	-8	163
Community Development	4,488	182	4,670	4,544	126	3	612
Environment	9,486	1,252	10,738	9,991	747	7	1,407
Planning	1,504	0	1,504	1,377	127	9	197
Roads	5,817	1,555	7,372	7,878	(506)	-6	966
Transport	16,352	2,362	18,714	13,285	5,429	41	2,452
Executive Services	8,526	30	8,556	8,399	157	2	1,121
Economic Development Unit	137	0	137	0	137	0	18
Expected Savings across all Services	(7,284)	0	(7,284)	(6,724)	(560)	8	(954)
	113,682	8,149	121,831	113,970	7,861	7	15,964
Adj for Notional Capital Charges		(8,940)	(8,940)	(8,282)	(658)	8	(1,171)
	113,682	(791)	112,891	105,688	7,203	7	14,793

Financed By:		
Scottish Government Support	(91,594)	(12,002)
DLO/DSO Contribution	(827)	(109)
Contribution from reduction in Capital Programme & Reserves	(12,434)	(1,629)
To be Funded by Council Tax	8,036	1,053

\* No reduction in budget has been included for Blueprint school closures pending ongoing statutory consultation and outcome decisions.



The above charts show how the net expenditure required to provide the various service costs will be financed. It should be noted that Council Tax is required to meet 7% of the Council's total expenditure.

### ***Comparison with government provision for current expenditure in 2011/12***

<b>Per Band D Dwelling</b>	<b>£</b>
Expenditure used by Scottish Executive in Aggregated External Finance (Govt Support) Calculations	9,551
Proposed expenditure by SIC on comparable basis	13,938

### ***Band D Council Tax***

Band D Council Tax set by Shetland Islands Council 2011/12	£1,053
Band D Council Tax set by Shetland Islands Council 2010/11	£1,053
Scottish Average Band D Council Tax 2010/11	£1,149

It should be noted that these figures do not include water or sewerage charges.

### ***Council Employees***

Number of whole time staff equivalents 2011/12	2966
Number of whole time staff equivalents 2010/11	2977
Decrease	----- 11 -----
Decrease as % of whole time staff equivalents	0.4%

### ***Further Information on Council Tax:***

**Local Taxation Office (01595) 744683**